

## Organizing the Defensive Wall

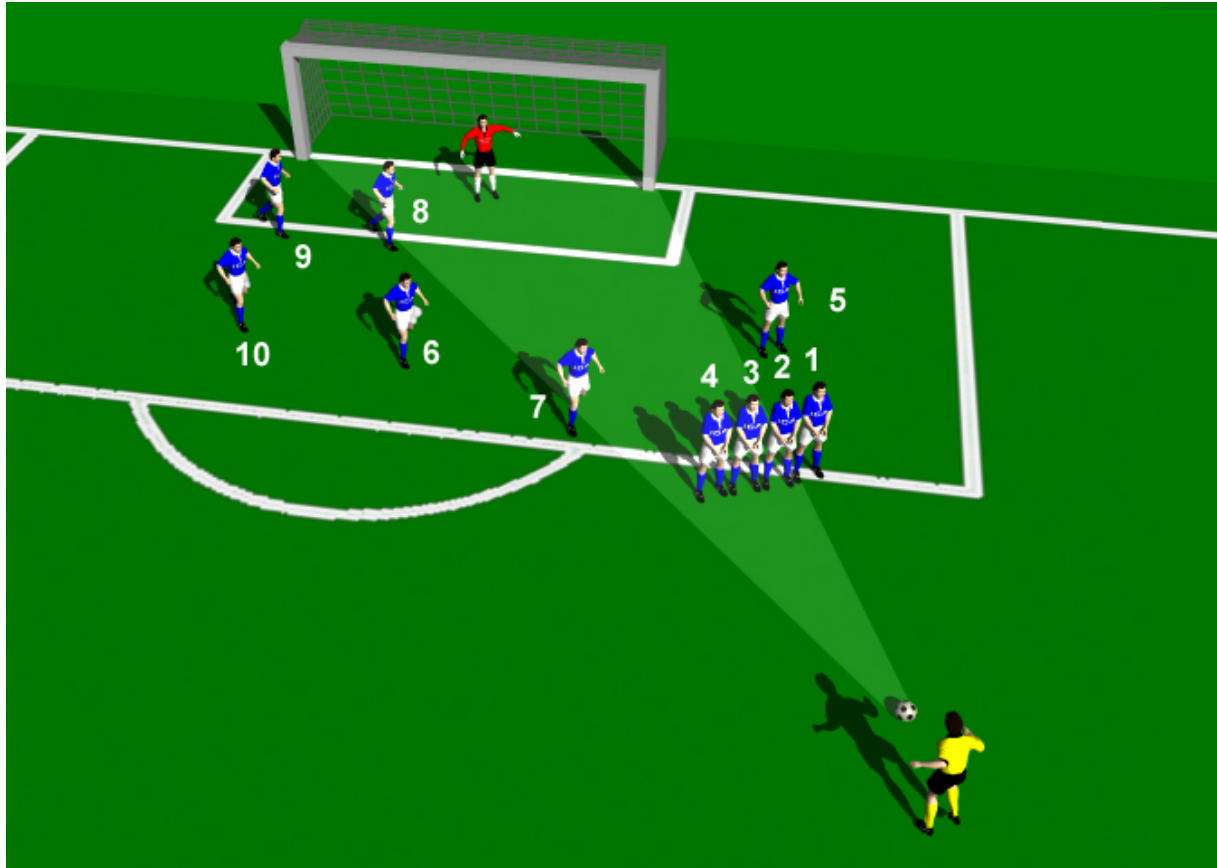


Defensive organization at set plays needs to be thought out in detail. It is important that players should be detailed to specific tasks and each set play rehearsed. When players know what task, they must perform they concentrate upon doing it. If every player concentrates 100% in his task, the danger from set plays is immediately reduced considerably. Prior to the game, assign each player a specific role to play when defending against free kicks. The following is a sample of the organizational set up for a 5 Man Wall.

### Players Responsibilities:

1. Join wall and position outside the near post.
2. Second man in wall.
3. Third man in wall.
4. Fourth man in wall.
5. Fifth man in wall.
6. Position in line with the wall and inside the far post.
7. Position on the 6-yard box to the right side.
8. Position on the 6-yard box to the left side.
9. Position in line with the wall and rush the ball when kicked.
10. Position behind the wall, help to close short pass if needed.

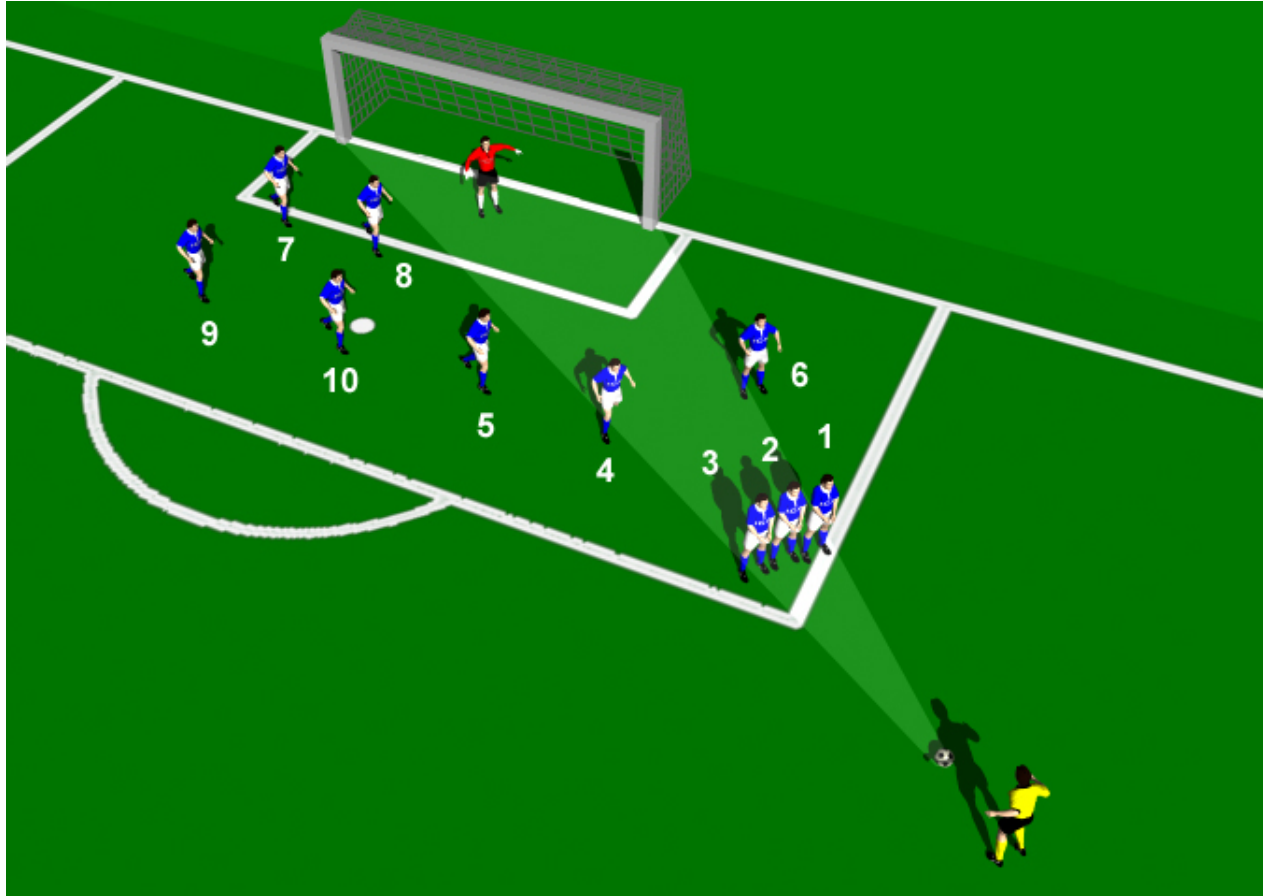
## Organizing the Defensive 4 Man Wall



### Players Responsibilities:

1. Join wall and position outside the near post.
2. Second man in wall.
3. Third man in wall.
4. Fourth man in wall.
5. Position to left side of wall, in line with near post.
6. Position on penalty spot.
7. Position in line with the wall and inside the far post.
8. Position on the 6-yard box.
9. Position on the 6-yard box.
10. Position behind the wall and mark.

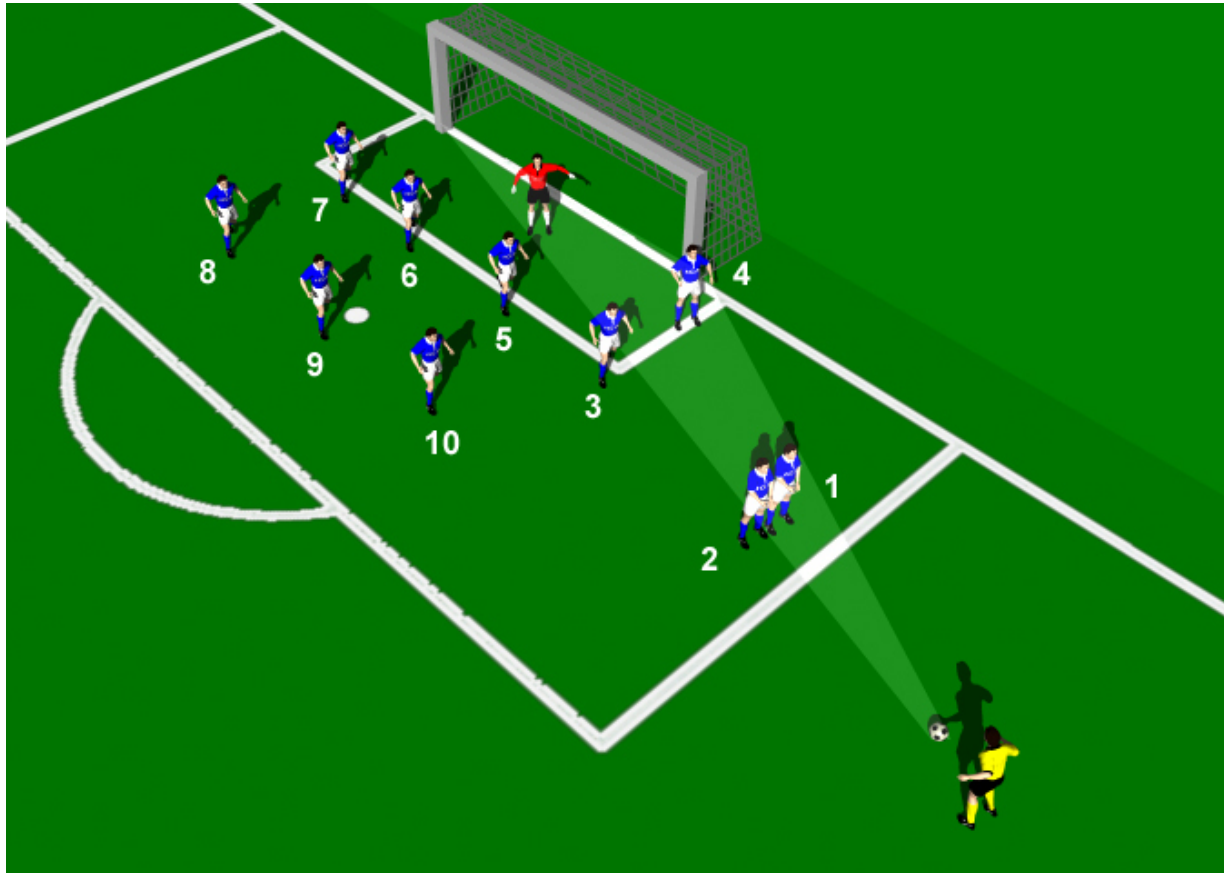
## Organizing the Defensive 3 Man Wall



### Players Responsibilities:

1. Join wall and position outside the near post.
2. Second man in wall.
3. Third man in wall.
4. Position in line with the wall and inside the far post
5. Position in line with penalty spot.
6. Position on penalty spot.
7. Position on the 6-yard box.
8. Position on the 6-yard box.
9. Position in line with penalty spot.
10. Position in line with penalty spot.

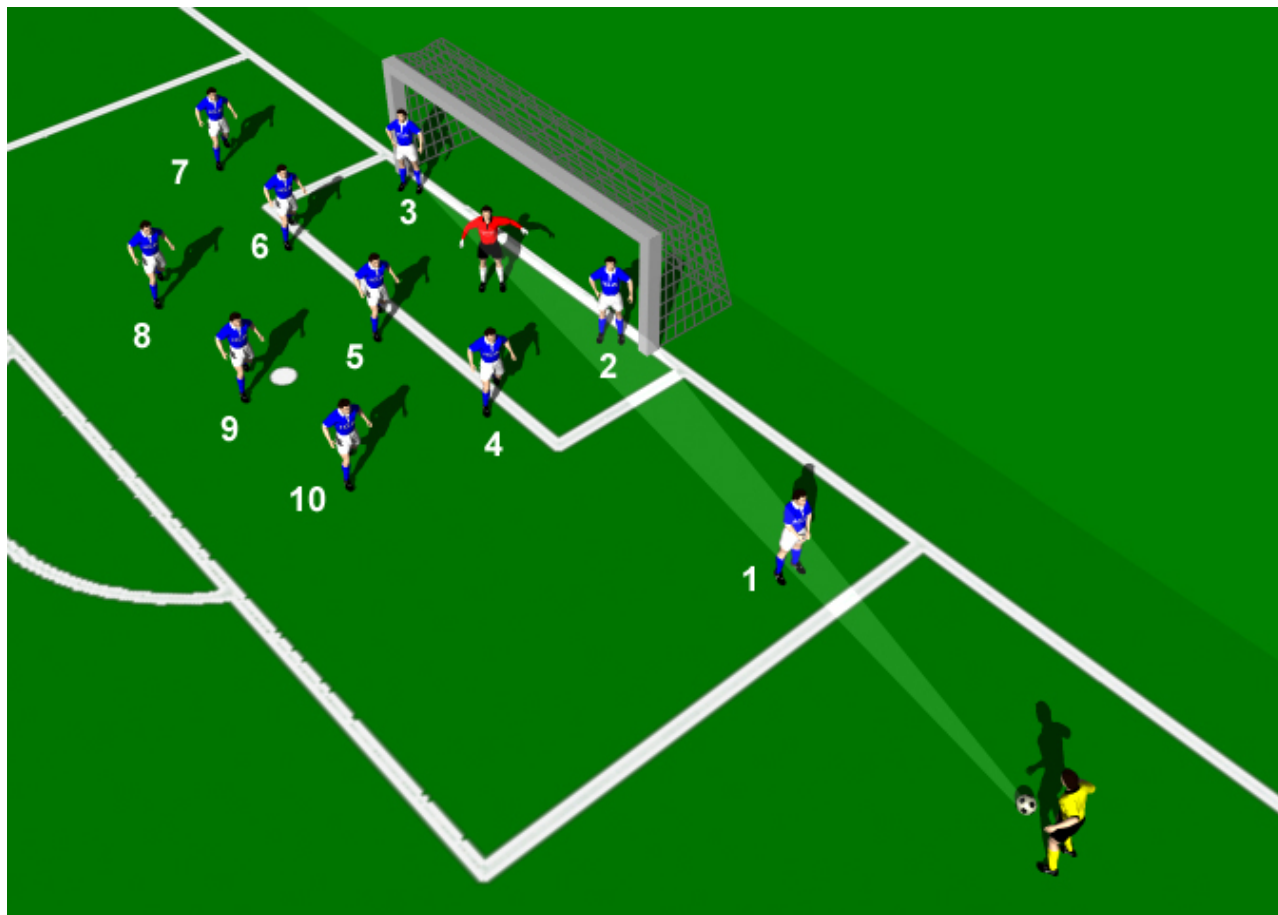
## Organizing the Defensive 2 Man Wall



### Players Responsibilities:

1. Join wall and position outside the near post.
2. Second man in wall.
3. Position on the 6-yard box.
4. Position in line with the wall and inside the far post
5. Position on the 6-yard box.
6. Position on the 6-yard box.
7. Position on the 6-yard box.
8. Position in line with penalty spot.
9. Position in line with penalty spot.
10. Position in line with penalty spot.

## Organizing the Defensive 1 Man Wall



### Players Responsibilities:

1. In wall and position outside the near post.
2. Mark inside near post.
3. Mark inside far post.
4. Position on the 6-yard box.
5. Position on the 6-yard box.
6. Position on the 6-yard box.
7. Position back post area.
8. Position in line with penalty spot.
9. Position in line with penalty spot.
10. Position in line with penalty spot.